



2017 Report Cards

SPAULDING ELEMENTARY

Principal: Jacqueline Lynn

Enrollment 245

State Rating History*

Superintendent: Dr. Eddie Ingram

Grades 3-5

Past Year's Ratings

Board Chair: Mr. Connell Delaine

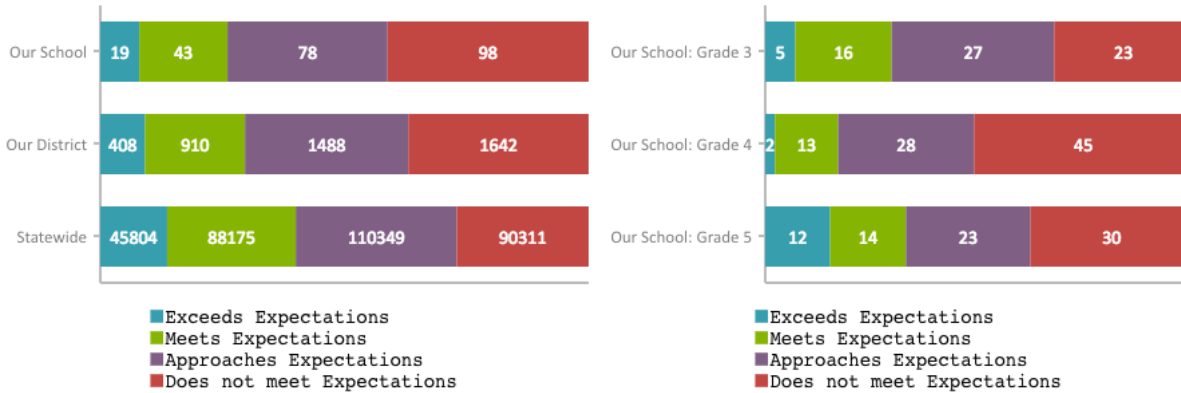
Teachers 13

2014 - Average
2013 - Average
2012 - Average

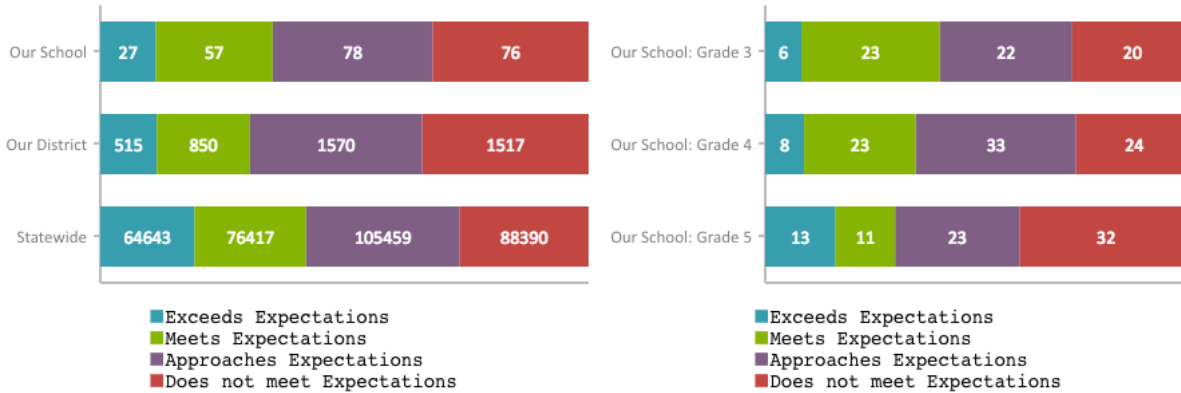
School Phone: 843-326-7666

SC READY South Carolina College-and Career-Ready Assessments

English

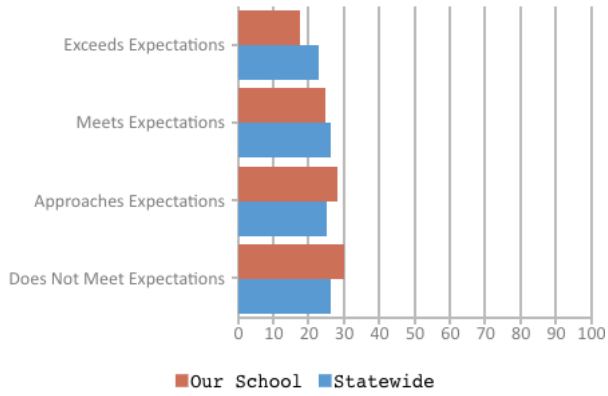


Mathematics



SCPASS

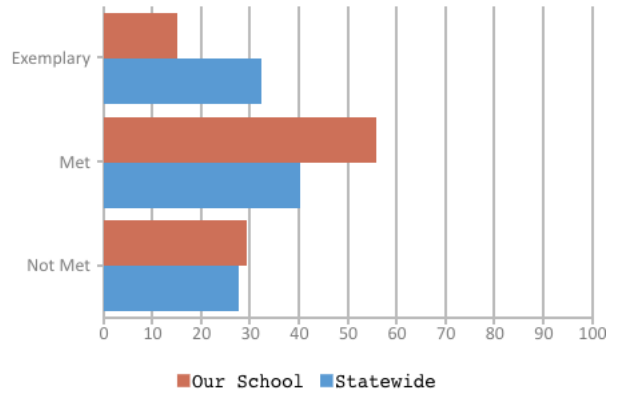
Science



Our School: Percent Met and Above for each grade level

4th Grade	5th Grade
44.3	39.2

Social Studies



Our School: Percent Met and Above for each grade level

4th Grade	5th Grade
76.1	64.6

Opportunities

For students to meet the profile of the SC Graduate

	Our School	Change from last year
Students (n = 245)		
% of students in poverty (TANF, Medicaid, SNAP, foster child or homeless)	79.4	Up from 76.2
Attendance rate	95.4	Up from 95.3
With disabilities	13.4	Up from 8.2
Out-of-school suspensions or expulsions for violent and/or criminal offenses	0.0	No change
Percentage of students served by gifted and talented program	8.9	Up from 8.2
Percentage of students retained	0.0	No change
Teachers (n = 13)		
Percentage of teachers with advanced degrees	53.8	Up from 41.7
Percentage of teachers on continuing contract	53.8	Up from 50.0
Teachers returning from previous year	66.2	Up from 62.4
Teacher attendance rate	99.9	Up from 98.1
Average teacher salary	\$41,731	Up from \$37,759
Professional development days/teacher	5.0	Down from 17.7
Percentage of teacher vacancies for more than 9 weeks	0.0	No change
School		
Principal's/Superintendent's/Director's years at school/district	2	Up from 1
Student-teacher ratio in core subjects	20.4 to 1	Down from 22.3 to 1
Prime instructional time	95.3	Up from 91.5
Opportunities in the arts	Good	No change
AdvancEd (SACS) accreditation	Yes	No change
Parents attending conferences	100.0	Up from 82.5
Character development program	Average	Down from Good
Average age of books / electronic media in the school library	19.0	No change
Number of resources available per student in the school library media center	31.9	Up from 29.8
Percent of classrooms with wireless access	91-100%	No change
Percent of students served by 1:1 learning	41-50%	N/A
Number of devices dedicated for student use	121	Up from 0
Percentage of classes not taught by highly qualified teachers	Under Revision	N/A
Dollars spent per pupil	N/AV	N/A

Percent of expenditures for instruction	N/AV	N/A
Percent of expenditures for teacher salaries	N/AV	N/A
Number of online or blended (50% online) courses offered	N/AV	N/A

Evaluations by Teachers, Students, and Parents

Evaluations by Teachers, Students, and Parents			
	Teachers	Students*	Parents*
Number of surveys returned	20	74	48
Percent satisfied with learning environment	90.0%	87.8%	87.5%
Percent satisfied with social and physical environment	90.0%	86.3%	91.5%
Percent satisfied with school-home relations	80.0%	82.2%	71.7%

*Only students at the highest elementary school grade and their parents were included.